



GAIL FARBER, Director

COUNTY OF LOS ANGELES

DEPARTMENT OF PUBLIC WORKS

"To Enrich Lives Through Effective and Caring Service"

900 SOUTH FREMONT AVENUE
ALHAMBRA, CALIFORNIA 91803-1331
Telephone: (626) 458-5100
<http://dpw.lacounty.gov>

ADDRESS ALL CORRESPONDENCE TO:
P.O. BOX 1460
ALHAMBRA, CALIFORNIA 91802-1460

IN REPLY PLEASE

REFER TO FILE: **SM-1**

October 13, 2011

Mr. Bill Tidwell, Public Services Manager
City of Temple City
9701 Las Tunas Drive
Temple City, California 91780

Attention Mr. Joe Lambert

Dear Mr. Tidwell:

CONSOLIDATED SEWER MAINTENANCE DISTRICT CONDITION ASSESSMENT PROGRAM REPORT PROJECT NO. Y0TV1011B

This letter is to inform you that as part of the Sewer Condition Assessment Program, the County of Los Angeles Department of Public Works Consolidated Sewer Maintenance District has completed the closed-circuit television inspection of 15,194 feet or approximately 38 percent of the City of Temple City's sewer system as part of Project No. Y0TV1011B.

The enclosed report outlines the structural and maintenance ratings of your system based on the Pipeline Assessment and Certification Program's rating methodology. Included in the report are the following:

- Condition Assessment Report
- Project Overview Map (Enclosure 1)
- Quick Maintenance Rating Report Priority List and Quick Maintenance Rating Map (Enclosure 2)
- Quick Structural Rating Report Priority List and Quick Structural Rating Map (Enclosure 3)
- Infrastructure Inspection Reports for Grades 4 and 5 (Enclosure 4)

Mr Bill Tidwell
October 13, 2011
Page 2

The Condition Assessment Report provides details regarding the maintenance and structural condition of your City's sewer mainlines. This information can be included in your agency's Sewer System Management Plan as a reference in Chapter 8.0 System Evaluation and Capacity Assurance Plan. The segments with critical maintenance issues have been cleaned and, in some instances, incorporated into our routine cleaning schedule where warranted. In addition, the segments with severe structural defects have either been repaired or will be scheduled for repair as part of the ongoing Accumulative Capital Outlay Program.

If you have any questions regarding this report or the Condition Assessment Program, please contact Mr Robert Swartz, Sewer Maintenance Division, at (626) 300-3367, Monday through Friday, 8 a.m. to 4 p.m., or rswartz@dpw.lacounty.gov.

Very truly yours,

GAIL FARBER
Director of Public Works



KEITHE. LEHTO
Assistant Deputy Director
Sewer Maintenance Division



HK sb
H:\SMHOME\GYoung\Memos.Letters\2297.doc



Enc

bc: Programs Development (Manning)
KL, MM, RS, FV, **File** (Project No YOTV1011B), SPINDLE

**CONDITION ASSESSMENT REPORT
COUNTY OF LOS ANGELES DEPARTMENT OF PUBLIC WORKS
CONSOLIDATED SEWER MAINTENANCE DISTRICT**

PROJECT NAME:	Y0TV1011B	PROJECT MGR:	Hanna Kebede
PROJECT DATE:	08/08/2011	CONTACT NO:	(626) 300-4686
SUP. DISTRICT(s):	5	MAP PAGE(S):	2017 □ 2018
Report By:	Hanna Kebede	Report Date:	09/26/2011

INTRODUCTION

As part of the Sewer Condition Assessment Program, the County of Los Angeles Department of Public Works Consolidated Sewer Maintenance District has completed the closed-circuit television (CCTV) inspection of 15,194 feet or 3.8 percent of the City of Temple City’s sewer system.

The Sewer Condition Assessment Program utilizes the Pipeline Assessment and Certification Program (PACP) Quick Rating methodology to rank the structural and maintenance condition of your system based on industry standards.

PROJECT AREA AND DESCRIPTION

Project Y0TV1011B included sewer lines located in the Unincorporated County of Los Angeles area and in the Cities of Pico Rivera, Santa Fe Springs and Lakewood. Enclosed for your reference is an overview map of the project area within your City (Enclosure 1).

DEFECT GRADE DESCRIPTION

The Quick Rating indicates the number of occurrences for the highest severity grade for each pipe segment for either maintenance or structural defects. A grade of 1 indicates that a pipe segment is in excellent condition with minor defects, while a grade of 5 indicates that a pipe segment may require immediate attention. A detailed breakdown of the five possible defect grades is as follows:

Grade	Description	Estimate time to Failure
1:	EXCELLENT: Minor Defects.	Unlikely in the foreseeable future
2:	GOOD: Defects that have not begun to deteriorate.	20 years or more
3:	FAIR: Moderate defects that will continue to deteriorate.	10 to 20 years
4:	POOR: Severe defects that will become grade 5 defects within the foreseeable future.	5 to 10 years
5:	IMMEDIATE ATTENTION: Defects requiring immediate attention.	Has failed or will likely fail within the next 5 years

MAINTENANCE REPORT

Our inspection revealed that approximately 91.1 percent of the system televised was free of blockages or restrictions that would impede sewer flows. However, the remaining 8.9 percent of the inspected pipe segments within the City of Temple City area had a PACP maintenance grade of 3 as indicated in the Quick Maintenance Rating Table shown below. These segments have been incorporated into our routine cleaning schedule with corrective action taken as noted on the Quick Maintenance Rating Report Priority List (Enclosure 2).

Also included on this list are deficiencies discovered inside lateral connections to the mainline. The District does not maintain lateral lines; it is the responsibility of the property owner to maintain their respective lateral lines to facilitate the flow of wastewater from their property to the mainline. A letter will be sent to the lateral owner notifying them of the maintenance issues discovered in their lateral. A sample lateral notice letter is provided in Enclosure 2 for your reference.

In addition, a color-coded map showing the quick maintenance rating for each pipe segment is provided in Enclosure 2.

QUICK MAINTENANCE RATING TABLE

DEFECT GRADE	PIPE LENGTH (FT)	PERCENT TOTAL INSPECTED PIPE LENGTH	NO. SEGMENTS
1: Excellent	13,025	85.7	55
2: Good	811	5.4	4
3: Fair	1,358	8.9	5
4: Poor	0	0	0
5: Immediate Attention	0	0	0
TOTAL	15,194	100.0	64

Our inspection revealed that high water levels and infiltration were not detected in any of the inspected pipe segments in your City's system.

STRUCTURAL REPORT

Our inspection revealed that approximately 97.7 percent of the inspected pipe segments within the City of Temple City were free of severe structural defects. However, the remaining 2.3 percent of the inspected pipe segments had a PACP structural grade of 4 as indicated in the Quick Structural Rating Table shown below. For this item, the proposed corrective method will be scheduled for repair by District forces. A color-coded map showing the Quick Structural Rating for each pipe segment is located in Enclosure 3. A copy of the actual inspection report for this segment is included in Enclosure 4.

QUICK STRUCTURAL RATING TABLE

DEFECT GRADE	PIPE LENGTH (FT)	PERCENT TOTAL INSPECTED PIPE LENGTH	NO. SEGMENTS
1: Excellent	12,988	85.5	56
2: Good	458	3.0	2
3: Fair	1,402	9.2	5
4: Poor	346	2.3	1
5: Immediate Attention	0	0	0
TOTAL	15,194	100.0	64

FUTURE PROJECTS

The Sewer Condition Assessment Program will be performing future closed-circuit television (CCTV) inspection of the remaining sewer lines within the City of Temple City according to the following schedule.

FISCAL YEAR	PROJECT NAME	LENGTH (FT)	PERCENTAGE OF SYSTEM	STATUS
2008-2009	Y0TV0809A	176,363	43.7	COMPLETED
2010-2011	Y0TV1011B	15,194	3.8	COMPLETED
2011-2012	Y0TV1112B	211,876	52.5	FUTURE
TOTAL		403,433	100.0	

ENCLOSURE 1:

Project Overview Map

OVERVIEW

CCTV PROJECT Y0TV1011B

City of
Temple City

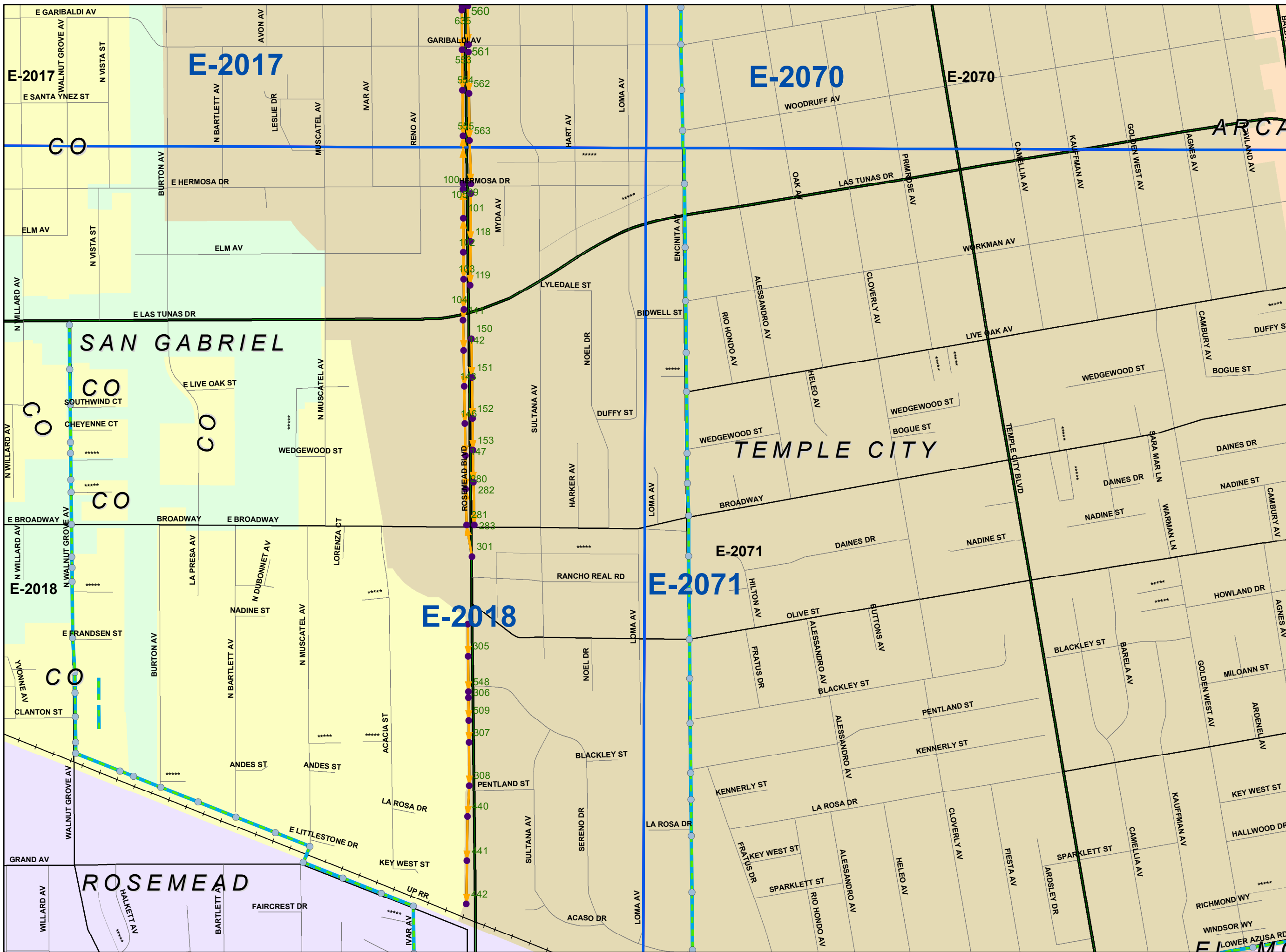


Legend

- SMD Sanitary Sewers
- SMD Manhole
- SMD Pump Stations
- SMD Treatment Plants
- Maintained by Others:**
 - Trunk Sewerlines
 - Trunk MH
 - Non SMD Sanitary Sewers
 - Non SMD Maintained MH
- SMD Operations Maps
- Y0TV1011B

This map is intended only for internal operations of the Los Angeles County Sewer Maintenance Districts. Los Angeles County expressly disclaims any liability for any inaccuracies which may be present in this map. Data contained in this map is produced in whole or part from the Thomas Bros. Maps® digital database. This map is copyrighted, and reproduced with permission granted, by Thomas Bros. Maps®. All rights reserved.

September 2011

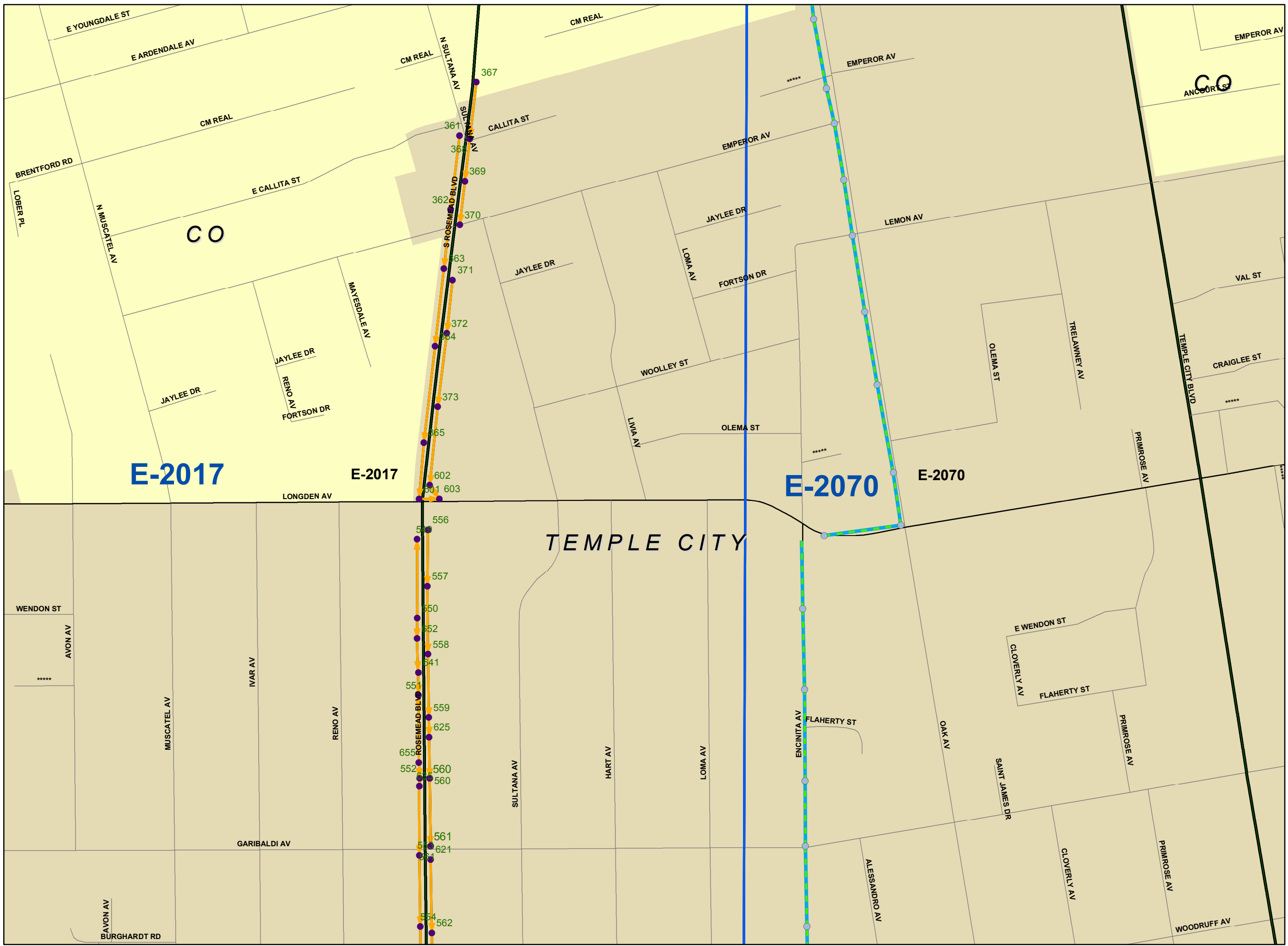
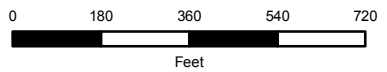


OVERVIEW

CCTV PROJECT

Y0TV1011B

City of
Temple City



E-2017

E-2017

E-2070

E-2070

TEMPLE CITY

Legend

- SMD Sanitary Sewers
- SMD Manhole
- SMD Pump Stations
- SMD Treatment Plants
- Maintained by Others:**
- Trunk Sewerlines
- Trunk MH
- Non SMD Sanitary Sewers
- Non SMD Maintained MH
- SMD Operations Maps
- Y0TV1011B

This map is intended only for internal operations of the Los Angeles County Sewer Maintenance Districts. Los Angeles County expressly disclaims any liability for any inaccuracies which may be present in this map. Data contained in this map is produced in whole or part from the Thomas Bros. Maps® digital database. This map is copyrighted, and reproduced with permission granted, by Thomas Bros. Maps®. All rights reserved.

ENCLOSURE 2:

- Quick Maintenance Rating Report
Priority List
- Quick Maintenance Rating Map
- Sample Lateral Notice Letter

ENCLOSURE 2
QUICK MAINTENANCE RATING REPORT PRIORITY LIST
CITY OF TEMPLE CITY (Y0TV1011B)
as of 08/08/11

NO.	QMR	START MH	END MH	STREET	OBSERVATION: LOCATION	CORRECTIVE ACTION TAKEN	COMPLETED DATE
1	3A11	2018-0141	2018-0142	ROSEMEAD BV	Water level: 40" (sag)	Hydrojet	09/22/2011
2	3311	2018-0103	2018-0104	ROSEMEAD BV	Water level: 40" (sag)	Hydrojet	09/22/2011
3	3213	2017-0560	2017-0561	ROSEMEAD BV	Roots (joint):84'; roots inside lateral: 26'	Hydrojet; Lateral notice will be sent to the homeowner.	09/22/2011
4	3111	2018-0440	2018-0441	ROSEMEAD BV	Water level: 40" (sag): 146'-151'	Hydrojet	09/22/2011
5	3100	2017-0363	2017-0364	ROSEMEAD BV	Roots inside lateral: 39'	Hydrojet; Lateral notice will be sent to the homeowner.	09/22/2011



GAIL FARBER, Director

COUNTY OF LOS ANGELES

DEPARTMENT OF PUBLIC WORKS

To Enrich Lives Through Effective and Caring Service

900 SOUTH FREMONT AVENUE
ALHAMBRA, CALIFORNIA 91803-1331
Telephone: (626) 458-5100
<http://dpw.lacounty.gov>

ADDRESS ALL CORRESPONDENCE TO:
P.O. BOX 1460
ALHAMBRA, CALIFORNIA 91802-1460

May 26, 2011

IN REPLY PLEASE

REFER TO FILE:

SM-1

Glenn Jeanes
1570 Morada Place
Altadena, CA 91001

Dear Mr. Jeanes:

SEWER LATERAL ROOT INTRUSION 1570 MORADA PLACE, ALTADENA, CALIFORNIA 91001

As the agency responsible for the maintenance of the sanitary sewer system in your area, the County of Los Angeles Consolidated Sewer Maintenance District (District) is providing you with this letter informing you that the sewer lateral serving the property located at 1570 Morada Place, Altadena, California 91001, requires maintenance and is in violation of **County Code 20.24.080 Maintenance of Sewer Laterals**, which states:

All house laterals, industrial connection sewers, septic tank outlet connections to STEP system, and appurtenances thereto existing as of January 23, 1953, or thereafter constructed, shall be maintained by the owner of the property served in a safe and sanitary condition, and all devices or safeguards which are required by this Division 2 for the operation thereof shall be maintained in good working order.

Using closed-circuit television (CCTV) camera technology, the District recently televised the sanitary sewer mainline and discovered the presence of roots in your sewer lateral connection. The intrusion of the roots from your lateral may block the flow of sewage in the mainline sewer causing a sanitary sewer overflow upstream of your property.

Since the CCTV inspection, the sewer mainline has been cleaned and blockages from root growth have been removed; however, the root blockage in your sewer lateral is still present. As the property owner, you are responsible for the entire length of the sewer lateral, which includes the portion that extends beyond the property line into the public right of way. We request that you contact a qualified plumbing contractor to service

Glenn Jeanes
May 26, 2011
Page 2

your sewer lateral within 90 days to remove roots and any other obstructions that may cause a sewage backup.

Prior to your plumbing contractor servicing your lateral, please notify the District's sewer maintenance yard in your area at (626) 446-5227 to arrange for authorization to access the downstream manhole.

During your lateral service, your plumbing contractor must protect the District's sewer mainlines from dislodged roots and other debris by utilizing catcher baskets at the manhole downstream from your lateral connection.

After your lateral has been serviced, please notify the District office, Mr. Fernando Villaluna, Sewer Maintenance Division, at (626) 300-3380 or fvillaluna@dpw.lacounty.gov.

For your reference, we have enclosed photos of your lateral connection showing the presence of the root blockage. Also enclosed are some literature on ways of minimizing sewer overflows and damage to your home.

Thank you for helping the Department of Public Works keep the public's sewers clean and in good working order.

Very truly yours,

GAIL FARBER
Director of Public Works

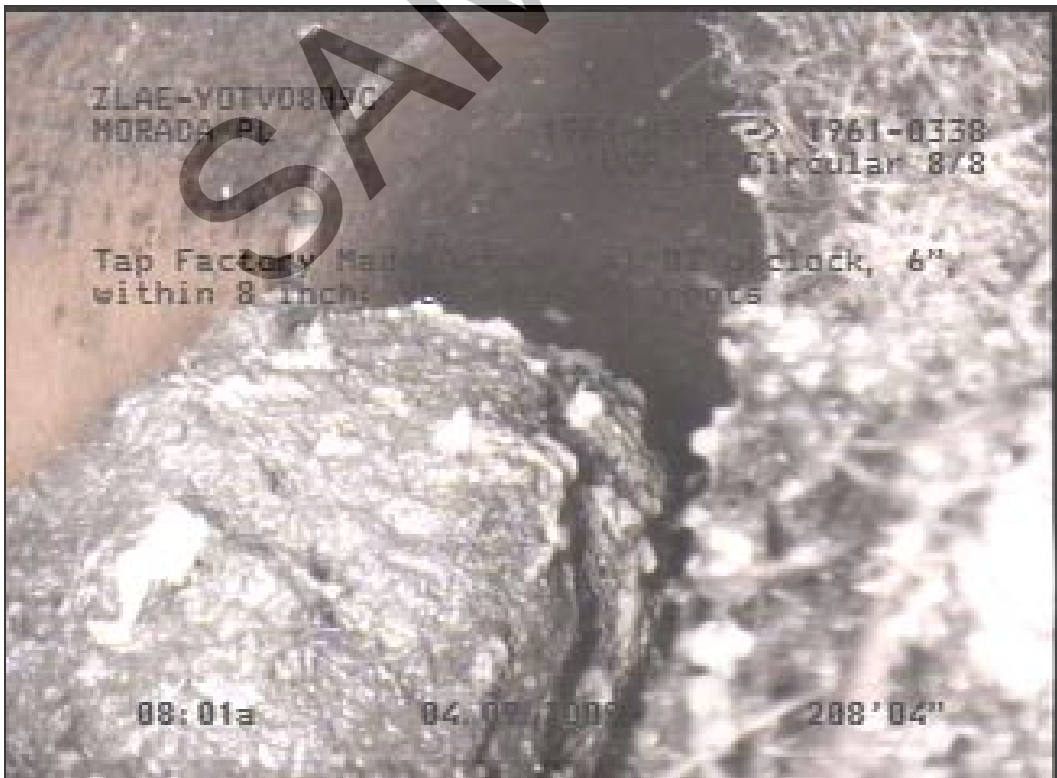
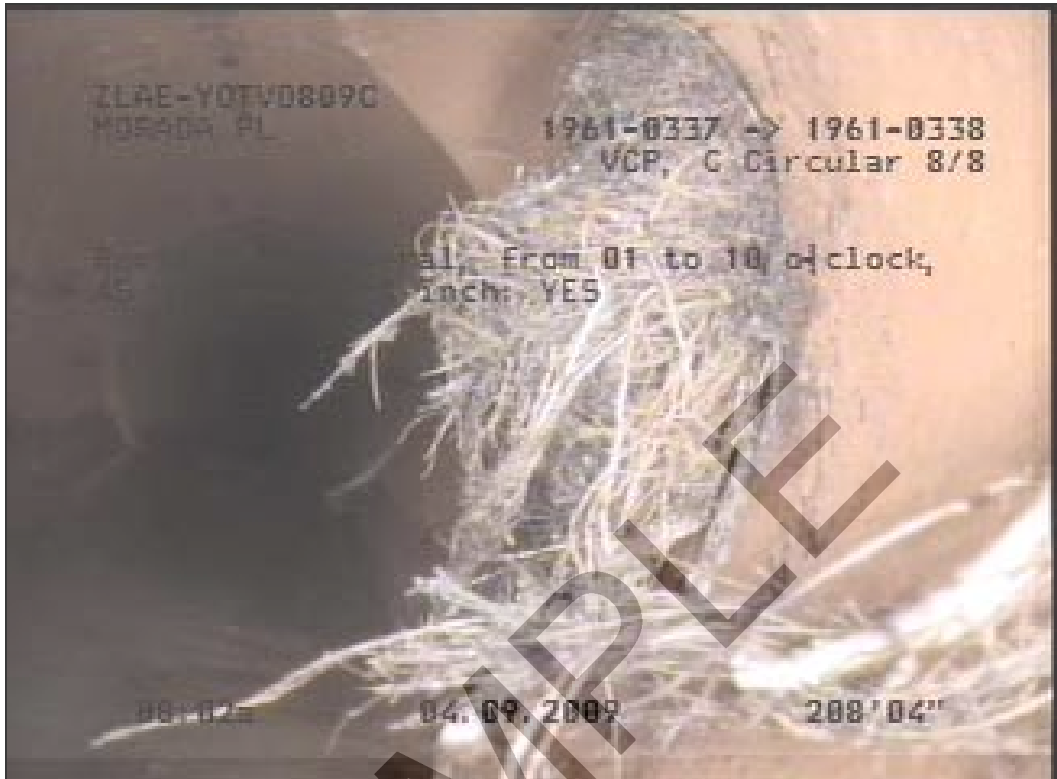
KEITH LEHTO
Assistant Deputy Director
Sewer Maintenance Division

EL:

Enc.

bc: KL, MM, RS, FV, RH, File (Lateral Notice), SPINDLE

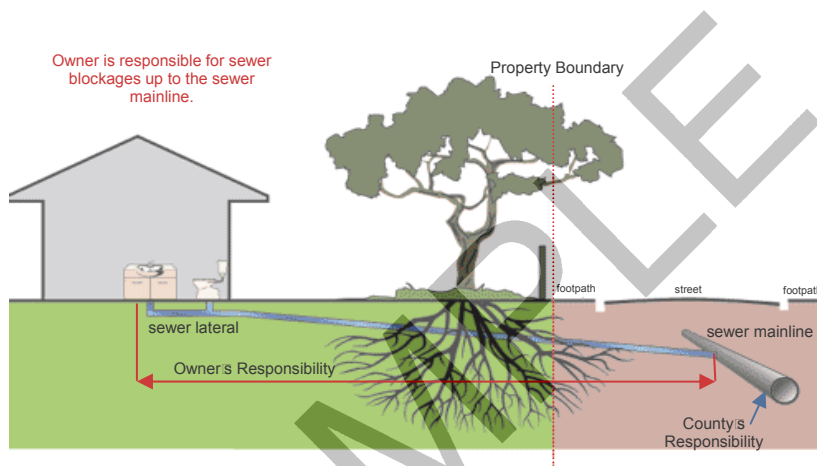
1570 MORADA PLACE
ALTADENA
Roots at Lateral Connection



Minimizing Sewer Overflows and Damage to Your Home

The sewer system within the County of Los Angeles Consolidated Sewer Maintenance District (District) is comprised of a series of underground pipes. Many are publicly owned; however, the sewer laterals are entirely owned by the private property owner they serve. The laterals extend from the building to the mainline within the street (or within an easement at the rear of your home). The laterals are typically four inches in diameter while the District's mainline is typically at least eight inches in diameter. The private property owner is responsible for the entire length of the lateral, which includes that portion that may be located within the public right of way (under the asphalt and street landscaping).

SEWER LATERALS – AREAS OF RESPONSIBILITY



Sewer backups can cause tremendous damage to the interior of a home. In order to minimize these, the District provides continual maintenance services for the public sewer mainlines.

Unfortunately, sewer laterals are often not maintained by private property owners until a disaster strikes. "Out of sight, out of mind" is a typical approach to sewer lateral maintenance and operation by many. It is our hope that we can provide you various means of addressing these issues and thus minimize your risk of an overflow entering your home.

The three methods we suggest are:

1. Maintain your lateral through proper cleaning, repair, and replacement
2. Do not place improper items into the sewer or make improper connections to the sewer
 - a. Keep rainwater out of the sewer lines as it overwhelms the capacity of the sewer lines and may cause sewer spills.
 - b. Do not pour fats, oils, and grease in your drains as these products harden and stick to the inside of the sewer pipes, which build up and may eventually cause a blockage in the sewer pipe.
3. Install a backflow preventer and cleanout in your sewer lateral.

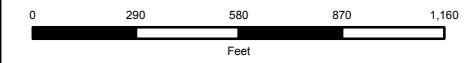
ENCLOSURE 2

CCTV PROJECT

Y0TV1011B

City of
Temple City

QUICK MAINTENANCE RATING (QMR)



Legend

SMD Sanitary Sewers

QMR

1: EXCELLENT

2: GOOD

3: FAIR

● SMD Manhole

■ SMD Pump Stations

■ SMD Treatment Plants

Maintained by Others:

Trunk Sewerlines

Trunk MH

Non SMD Sanitary Sewers

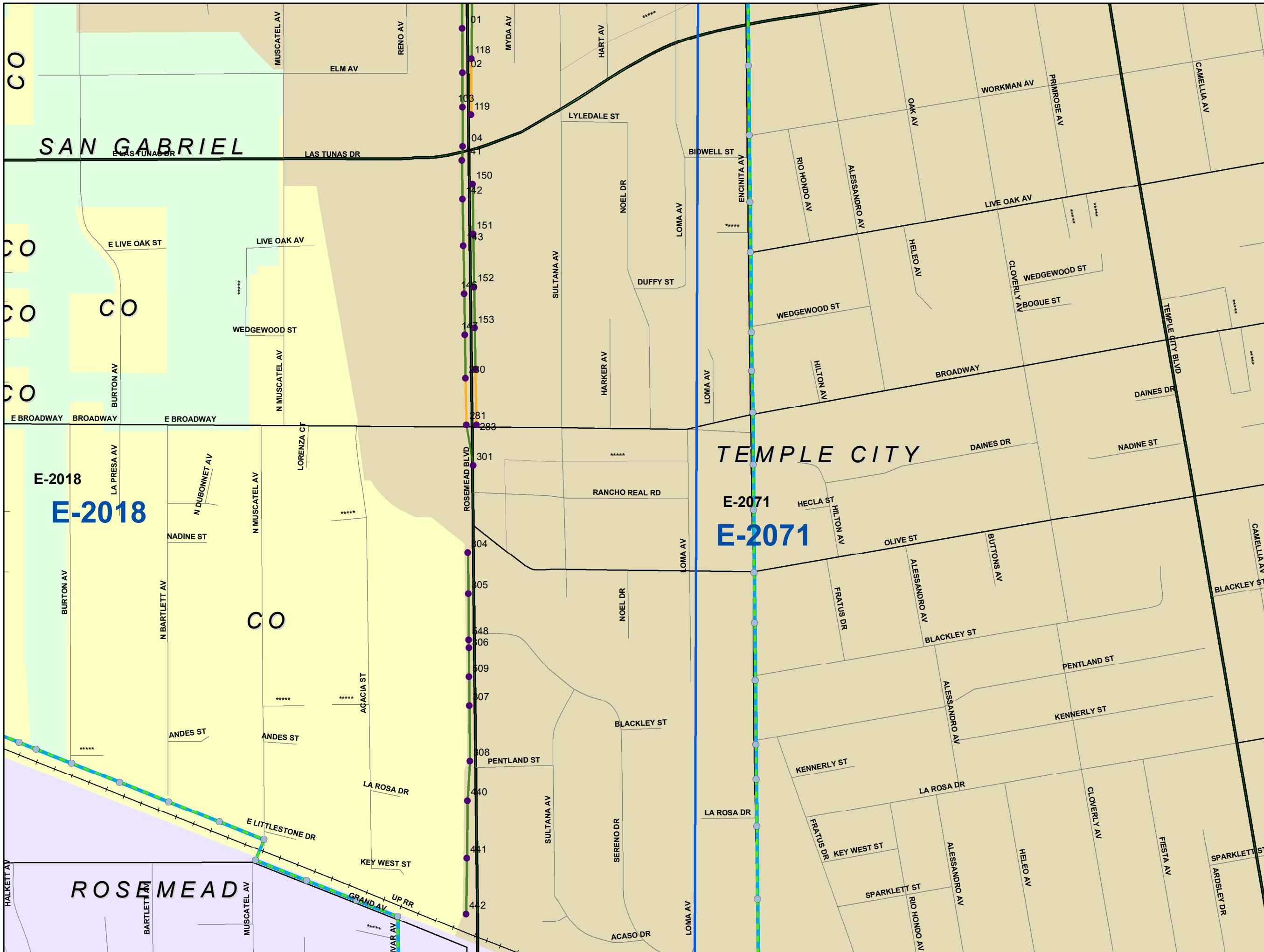
Non SMD Maintained MH

SMD Operations Maps

Y0TV1011B

This map is intended only for internal operations of the Los Angeles County Sewer Maintenance Districts. Los Angeles County expressly disclaims any liability for any inaccuracies which may be present in this map. Data contained in this map is produced in whole or part from the Thomas Bros. Maps® digital database. This map is copyrighted, and reproduced with permission granted, by Thomas Bros. Maps®. All rights reserved.

SEPTEMBER 2011



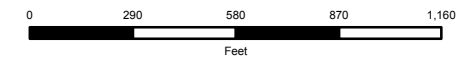
ENCLOSURE 2

CCTV PROJECT

Y0TV1011B

City of
Temple City

QUICK MAINTENANCE RATING (QMR)



Legend

SMD Sanitary Sewers QMR

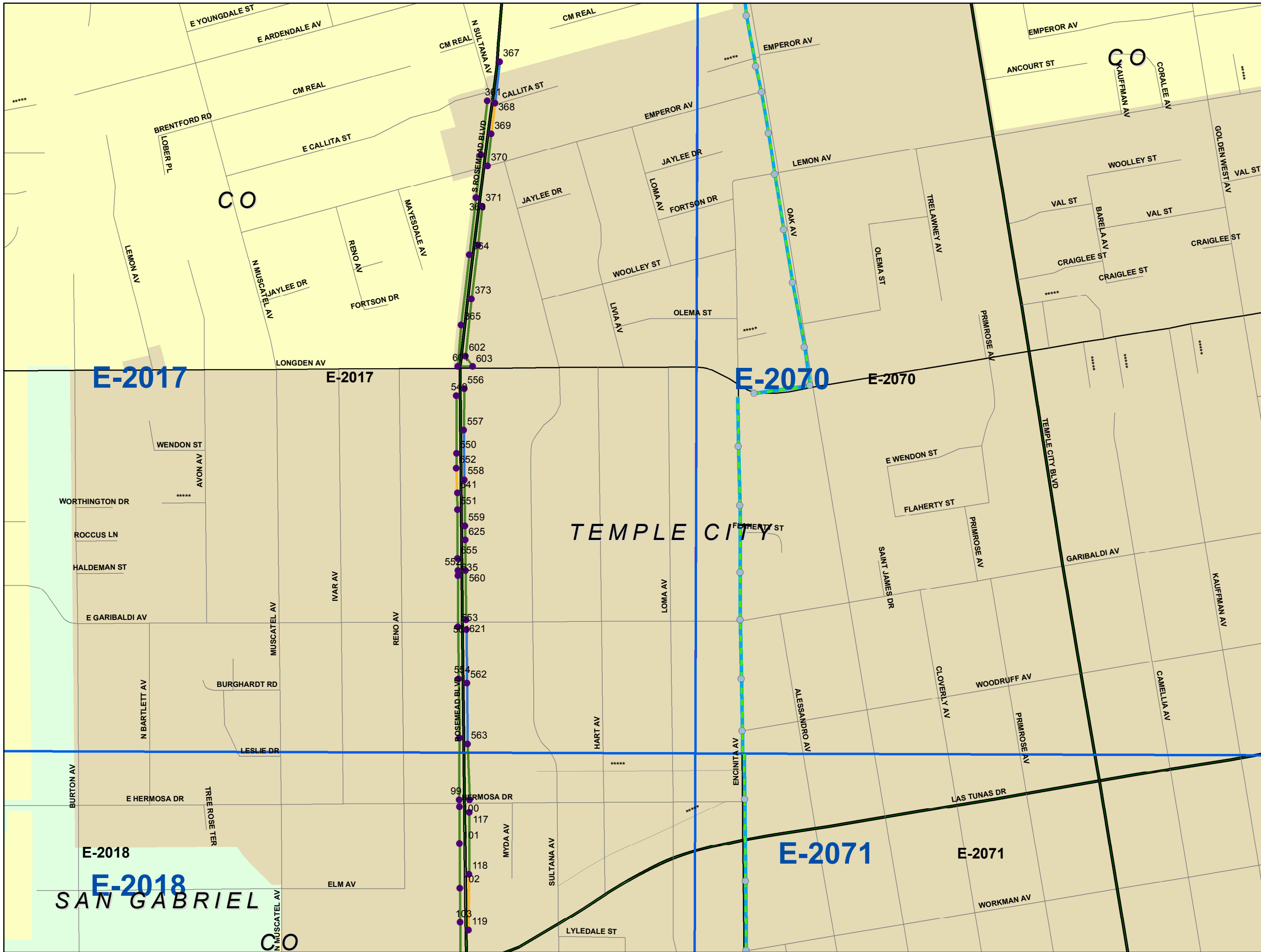
- 1: EXCELLENT
- 2: GOOD
- 3: FAIR

- SMD Manhole
- SMD Pump Stations
- SMD Treatment Plants

Maintained by Others:

- Trunk Sewerlines
- Trunk MH
- Non SMD Sanitary Sewers
- Non SMD Maintained MH
- SMD Operations Maps
- Y0TV1011B

This map is intended only for internal operations of the Los Angeles County Sewer Maintenance Districts. Los Angeles County expressly disclaims any liability for any inaccuracies which may be present in this map. Data contained in this map is produced in whole or part from the Thomas Bros. Maps® digital database. This map is copyrighted, and reproduced with permission granted, by Thomas Bros. Maps®. All rights reserved.



ENCLOSURE 3:

- Quick Structural Rating Report
Priority List
- Quick Structural Rating Map

ENCLOSURE 3
QUICK STRUCTURAL RATING REPORT PRIORITY LIST
CITY OF TEMPLE CITY (Y0TV1011B)

08/08/2011

NO.	QSR	START MH	END MH	STREET	OBSERVATION: LOCATION	PROPOSED CORRECTIVE ACTION
1	4100	2017-0553	2017-0554	ROSEMEAD BV	Hole at base of MH 2017-0554	CSMD will repair base of MH 554.

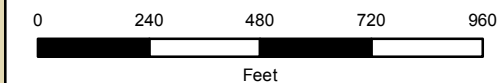
ENCLOSURE 3

CCTV PROJECT

YOTV1011B

City of
Temple City

QUICK STRUCTURAL RATING (QSR)



Legend

SMD Sanitary Sewers QSR

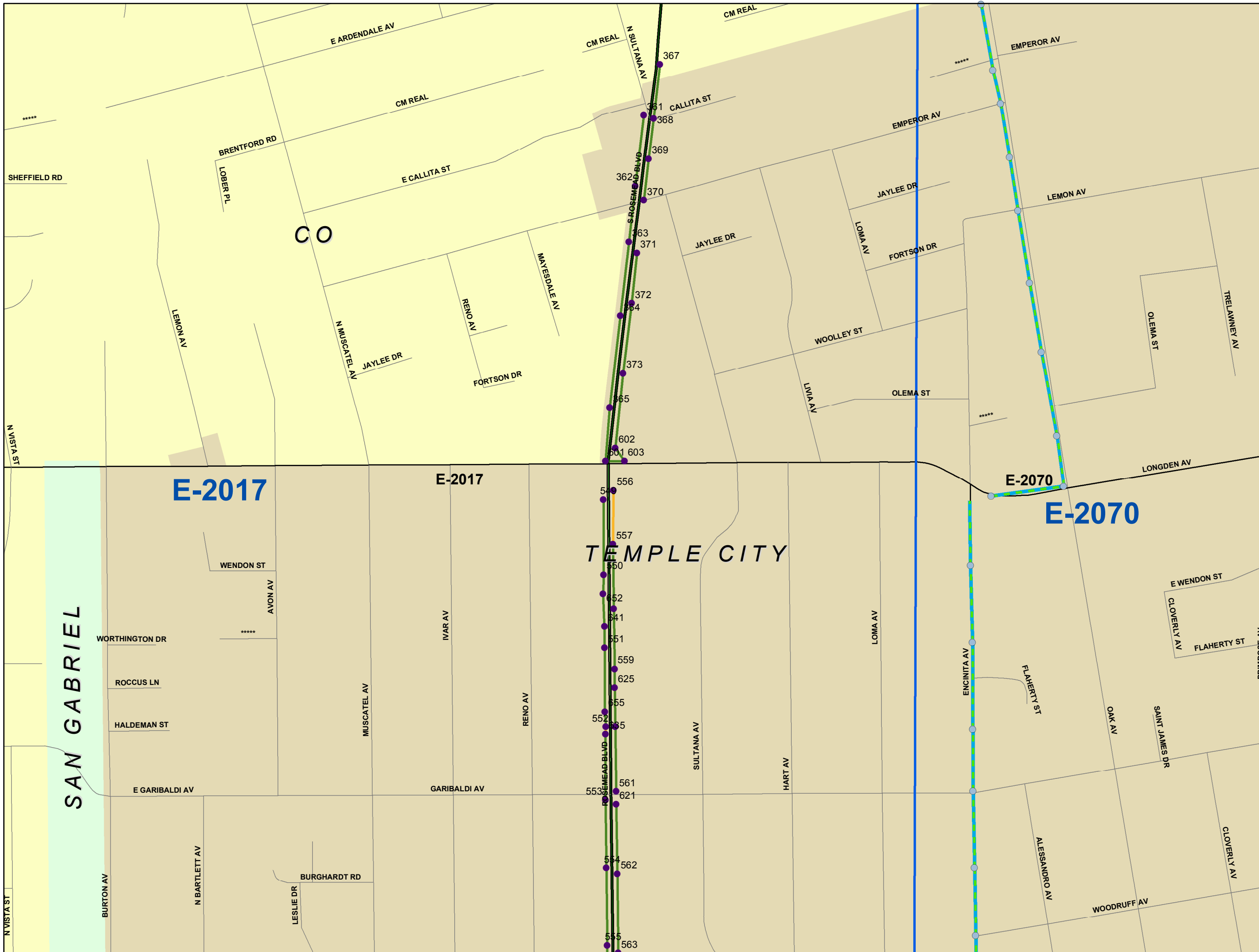
- 1: EXCELLENT
- 2: GOOD
- 3: FAIR
- 4: POOR

- SMD Manhole
- SMD Pump Stations
- SMD Treatment Plants

Maintained by Others:

- Trunk Sewerlines
- Trunk MH
- Non SMD Sanitary Sewers
- Non SMD Maintained MH
- SMD Operations Maps
- YOTV1011B

This map is intended only for internal operations of the Los Angeles County Sewer Maintenance Districts. Los Angeles County expressly disclaims any liability for any inaccuracies which may be present in this map. Data contained in this map is produced in whole or part from the Thomas Bros. Maps® digital database. This map is copyrighted, and reproduced with permission granted, by Thomas Bros. Maps®. All rights reserved.



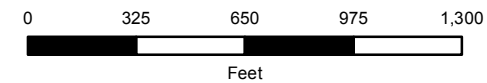
ENCLOSURE 3

CCTV PROJECT

Y0TV1011B

City of
Temple City

QUICK STRUCTURAL RATING (QSR)



Legend

SMD Sanitary Sewers QSR

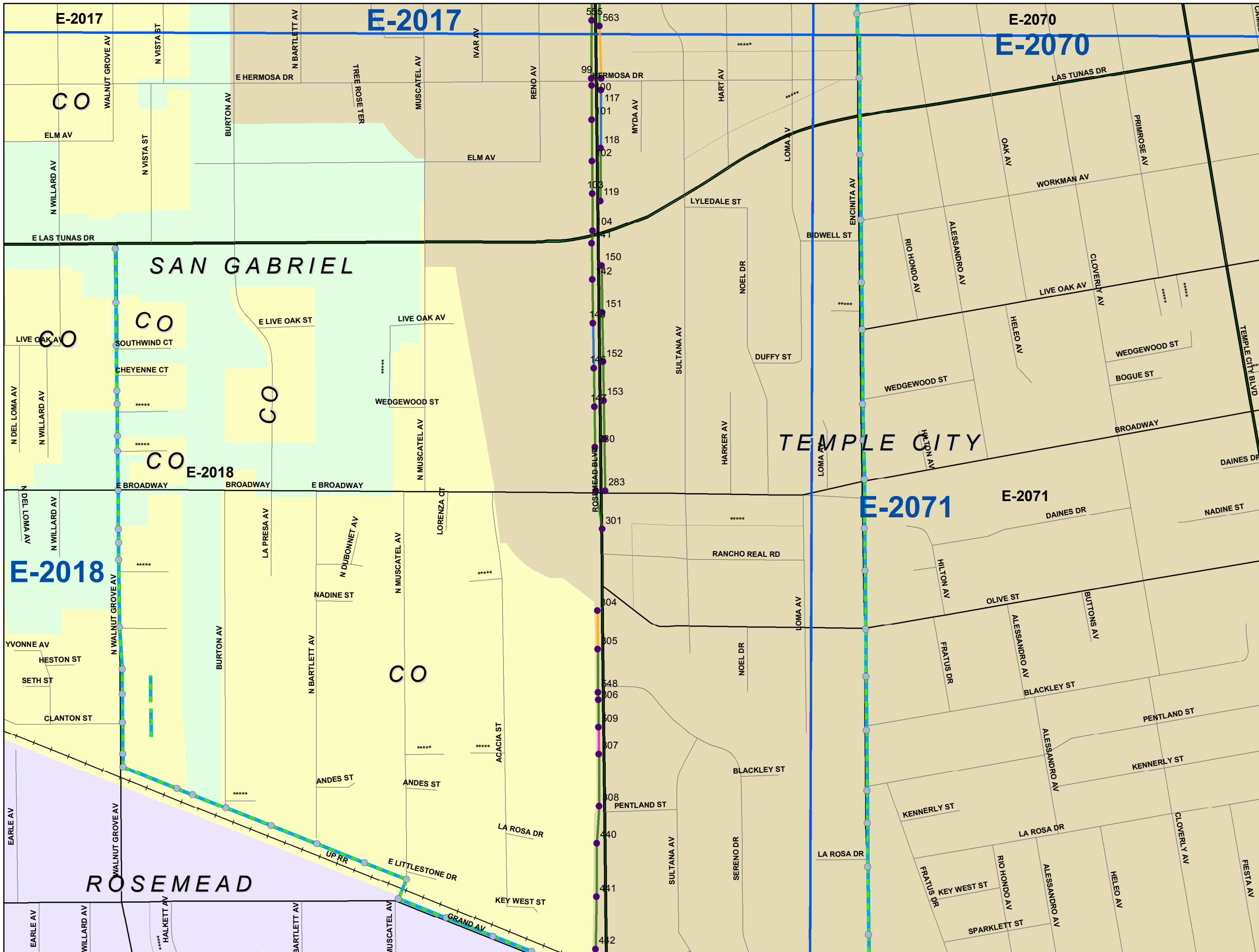
- 1: EXCELLENT
- 2: GOOD
- 3: FAIR
- 4: POOR

- SMD Manhole
- P SMD Pump Stations
- WTP SMD Treatment Plants

Maintained by Others:

- Trunk Sewerlines
- Trunk MH
- Non SMD Sanitary Sewers
- Non SMD Maintained MH
- SMD Operations Maps
- Y0TV1011B

This map is intended only for internal operations of the Los Angeles County Sewer Maintenance Districts. Los Angeles County expressly disclaims any liability for any inaccuracies which may be present in this map. Data contained in this map is produced in whole or part from the Thomas Bros. Maps® digital database. This map is copyrighted, and reproduced with permission granted, by Thomas Bros. Maps®. All rights reserved.



ENCLOSURE 4:

Infrastructure Inspection Reports
for Grades 4 and 5



Inspection report

Date: 20110728	P.O. □	Weather: Dry	Surveyed By: Rigo Alvarez	section number: 3673	PSR: 21007
Total Pipe Length: 316.00	Survey Customer: LACDPW	System Owner: TEC	Clean Date: 07/26/2011	Pre-Cleaned: Jetting	Map Grid □ 2017

Street: ROSEMEAD BV	Flow Control: Not Controlled	Start MH: 2017-0553
City: TEC	Year Renewed	End MH: 2017-0554
Location Code: Light Highway	Tape/Media □ R311-091	pipe length: 346.6 ft

Reason for inspection: Maintenance Related	Dia/Height: Circular 8"/8"
Use of Sewer: Sanitary	Material: Vitrified Clay Pipe Pipe Length:
Drain. Area: 0554/2017-0553/2017	Lining Method:
	Category:

Remark::

1:775	position	observation	MPEG	photo	grade
	0.00	Manhole, within 8 inch: NO, Remarks: 2017-0553	00:00:27	234	
	0.00	Vermin Cockroach, within 8 inch: NO	00:00:40	235, b	M 1
	0.00	Water Level, 5 □, within 8 inch: NO	00:01:06	237	
	9.60	Water Mark, 10 □, within 8 inch: NO	00:01:31	238	
	15.60	General Observation, within 8 inch: NO, Remarks: Pipe joint Length 3'	00:01:57	239	
	20.40	Tap Factory Active, at 2 o'clock, 6", within 8 inch: NO	00:02:17	240	
	50.80	Tap Factory Capped, at 2 o'clock, 6", within 8 inch: NO	00:03:18	241	
	65.20	Tap Factory Active, at 2 o'clock, 6", within 8 inch: NO	00:03:57	242	
	159.60	Tap Factory Active, at 2 o'clock, 6", within 8 inch: NO	00:06:10	243	
	165.20	Tap Factory Active, at 2 o'clock, 6", within 8 inch: NO	00:06:41	244	
	217.00	Tap Factory Active, at 2 o'clock, 6", within 8 inch: NO	00:08:08	245	
	266.70	Tap Factory Active, at 2 o'clock, 6", within 8 inch: NO	00:09:38	246	
	344.40	Water Level, 5 □, within 8 inch: NO	00:11:32	247	
	346.60	Broken, from 4 to 6 o'clock, within 8 inch: NO, Remarks: Mh Channel	00:12:26	248, b	S 4
	346.60	Manhole, within 8 inch: NO, Remarks: 2017-0554	00:13:11	250	

QSR	QMR	SPR	MPR	OPR	SPRI	MPRI	OPRI
4100	1100	4	1	5	4	1	2.5